

TEL. 9554725, 55110031

PABX-575,

Mail: fxdeal@janatabank-bd.co

Exchange Rate Circular - 031



JANATA BANK LIMITED

TREASURY DEPT.(FRONT OFFICE)

HEAD OFFICE, DHAKA

INDICATIVE ONLY: Rates may vary in the

For Previous Rate Sheet Click

<https://goo.gl/URA0t4>

DATE : 14 Feb 2021

Sunday

EFFECTIVE DATE: 14 Feb 2021

same day

A) CROSS RATE OF N.Y CLOSING & S.E. ASIAN MARKETS AS ON 12/02/2021

	GBP/USD	EUR/USD	USD/JPY	USD/C.DLR	USD/S.FRA	AUD/USD
SELLING	1.3848	1.2122	104.9300	1.2694	0.8912	0.7759
BUYING	1.3844	1.2118	104.9600	1.2698	0.8916	0.7753

B) JANATA BANK LTD'S CASH

CURRENCY & T.C TO PUBLIC TK PER UNIT OF FOREIGN CURRENCY

SELLING	CURRENCY	BUYING	SELLING	CURRENCY	BUYING
86.8000	US Dollar	84.1000	23.5000	Saudi Riyal	20.0000
117.5000	G. B. Pound	111.5000	24.0000	UAE. Dirham	22.0000
102.6500	Euro	97.0000	20.8000	MAL.Ringit	18.0000
66.4127	Aus. Dollar	56.9627	1.2200	Indian Rupee	1.1200

BE SAME AS SELLING T.T.& O.D AND BUYING O.D. TRANSFER

SELLING		NAME OF CURRENCY	BUYING			
T.T.& O.D.	B.C.		T.T.CLEAN	T.T.DOC	O.D.SIGHT EXP.BILLS	O.D. TRANSFER
84.9500	84.9500	US Dollar	84.2000	84.1500	84.1000	83.9000
119.7173	119.8589	G. B. POUND	116.0917	115.9171	115.6749	115.2127
105.0401	105.2764	EURO	101.1122	100.4531	100.3035	100.1040
0.8331	0.8394	JP.YEN	0.8055	0.7987	0.7973	0.7469
68.9139	69.0915	CAN.DLR	67.4862	67.4098	67.2051	66.5548
96.7783	96.9415	SWISS.FRANC	95.2651	95.0641	94.9569	94.4118
222.6733	222.9486	OMANIAN RIYAL	219.0016	211.7680	211.1263	210.0170
11.2500	11.4423	H.K.DLR	10.9325	10.9209	10.8890	10.8572
65.3397	67.7308	SING.DLR	63.9650		62.7105	57.0770
2.8716	2.8761	THI.BAHT	2.8357		2.8244	2.8162
21.2182	21.2380	MAL.RINGIT	20.9569		20.8735	20.8124
23.3004	23.3086	UAE.DIRHAM			22.9841	23.0000
22.8165	22.8745	SAUDI RIYAL			22.5061	22.4400
23.5000	23.5903	QATAR RIYAL				20.0000
282.8509	286.0924	KUWAIT DINAR				255.0000
224.9879	224.3295	BAHRAIN DINAR				215.7812
13.6139	14.2142	CHINESE YUAN				12.5000

D) USANCE RATE:	30 DAYS	60DAYS	90 DAYS	120 DAYS	150 DAYS	180 DAYS
US Dollar	83.5988	83.1077	82.6165	82.1253	81.6342	81.1430
G. B. POUND	114.9977	114.3205	113.3531	112.9661	112.2889	111.6117
EURO	99.7137	99.1239	98.2813	97.9442	97.3544	96.7646

E) FORWARD RATE:		1 MONTH	2 MONTHS	3 MONTHS	6 MONTHS	1 YEAR
SELLING	US Dollar	85.5270	85.8040	86.1309	87.3119	0.0000
BUYING	US Dollar	84.6053	85.0604	85.3158	86.5315	0.0000


F) NFCD INTT RATE, EFFECT ON: 01.02.2021 To 15.02.2021	1 MONTH	3 MONTHS	6 MONTHS	12 MONTHS
US Dollar	0.11920	0.20138	0.22269	0.31035
G. B. POUND	0.02569	0.03928	0.04377	0.08267
EURO	0.00000	0.00000	0.00000	0.00000


G) LIBOR AS ON 12/02/2021 , 60 DAYS 0.15075 90 DAYS 0.19375 180 DAYS 0.20075


H) INDICATIVE RATE OF 01 SDR ,USD WITH NTL, CUR OF ACU MEMBERS AS IMF RATE 12/02/2021	IN.RS	N.RS	SL.RS	PK.RS	BD TK	USD
USD 1	72.7998	109.9281	174.8816	134.4121	84.5800	
SDR 1	104.8861	158.3787	251.9603	193.6540	121.8584	1.4407


IN CASE OF AUS. DOLLAR CASH RATE WILL BE USED FOR T.T ALSO

Rates mentioned in row C, D, E and F are applicable only for bank's own customers.


Md. Nur Islam
PO
Prepared By


Syeda Hasinatul Jannat
SPO
Checked By


Shipra Biswas
AGM
Authorized Signature


Md. Yakut Mia
DGM
Authorized Signature